

السادة/ شركة بورصة الكويت
دولة الكويت


السلام عليكم ورحمة الله وبركاته،،،

الموضوع : مؤتمر المحللين للربع الأول من العام 2022

بالإشارة إلى الموضوع أعلاه، وحرصاً من شركة مجموعة الامتياز الاستثمارية على الإلتزام بمتطلبات المادة 8-4-2 من كتاب قواعد البورصة والمتعلقة بالالتزامات المستمرة المطلوبة من الشركات المدرجة المصنفة ضمن شريحة السوق الاول والتي تم تصنيف شركة مجموعة الامتياز الاستثمارية ضمنها.

يرجى العلم بأن مؤتمر المحللين للربع الأول من العام 2022 قد انعقد في تمام الساعة 01:30 (وفق التوقيت المحلي) من بعد ظهر يوم الأربعاء الموافق 2022/05/18 عن طريق بث مباشر على شبكة الإنترنت، ولم يتم الإفصاح عن أي معلومات جوهرية خلال المؤتمر. نرفق لكم العرض التقديمي لمؤتمر المحللين، وسوف تقوم شركة مجموعة الامتياز الاستثمارية بالإفصاح عن محضر المؤتمر خلال ثلاثة أيام عمل من تاريخ المؤتمر.

وتفضلوا بقبول فائق الاحترام والتقدير،،،


فهد عبدالرحمن الصانع
عن/ الرئيس التنفيذي للمجموعة

الإمتياز
ALIMTIAZ
GROUP





Date: 18/05/2022
Ref: 2022/CAD/BK/105

**Boursa Kuwait Company
Kuwait**

Subject: Analysts' Conference for Q1-2022

With reference to the above subject, and in the interest of Al-Imtiaz Investment Group Company to adhere to the requirements of Article 8-4-2 of the Boursa Rules Book related to the ongoing obligations required of listed companies classified within the premier market segment and in which the Al-Imtiaz Investment Group Company has been classified.

Kindly be informed that the Analysts' Conference for the first quarter of the year 2022 was held at 01:30 pm (local time) on Wednesday 18/05/2022 via a live webcast, there was no material information disclosed during the conference.

Attached is the Analysts' Conference Presentation, Al-Imtiaz Investment Group Company shall disclose the conference minutes within three working days post the date of the conference.

Sincerely,

**Fahed Abdulrahman Al-Sane
For/ Group Chief Executive Officer**

الامتياز
ALIMTIAZ
GROUP



PASSION FOR EXCELLENCE
DRIVING GROWTH



This document has been prepared and issued by Al Imtiaj Investment Group Company, K.S.C. (“AIIG”), a public company listed on Boursa Kuwait, which is regulated by Kuwait Capital Markets Authority, Central Bank of Kuwait, and Kuwait Ministry of Commerce and Industry.

The purpose of this document is to provide information solely to the addressee. This document is published for informational and promotional purposes only and it is not an invitation for investment of any kind. The information in this document does not constitute tax advice. Nothing contained in this document should be relied upon as a promise or representation towards future results or events. For the avoidance of doubt, past performance is not a reliable indicator of future performance. The recipient of this document agrees to always keep confidential the information contained herein or made available in connection with it or any further elaboration.

This document is intended for distribution only to a Professional Client and must not, therefore, be delivered to, or relied on by, a Retail Client. The information in this document does not purport to be comprehensive. While this information has been prepared in good faith, no representation or warranty, express or implied, is or will be made. AIIG (or any of its officers, employees, or agents) shall not be liable to the recipient, or any third party, for the inaccuracy or incompleteness of the information in this document or any other written or oral information provided, or for honest and reasonable mistakes.

AIIG gives no undertaking to provide the recipient with access to any additional information or to update this document or any additional information or to correct any inaccuracies in it, which may become apparent.

This document cannot be quoted or reproduced without the prior written consent of AIIG. This document is owned by AIIG and is privileged and proprietary and is subject to copyrights.

Parties interested in receiving further information on AIIG, please contact +965 1822 282 or e-mail IR@alimtiaj.com

Al Imtiaz portfolio continues recovery in 2022

Key Financial Metrics

KD 8.1

Income from
Operating Activities
(M)

KD 2.8

EBITDA
(M)

KD 1.0

Parent Net Profit
(M)

1.0 fils

Earnings Per
Share

KD 283.3

Total Assets
(M)

KD 83.2

Total Liabilities
(M)

KD 176.1

Parent Equity
(M)

172 fils

Parent Book
Value Per Share

Key Financial Ratios

1.1%

Income from Operating
Activities Growth % (Y-
o-Y)

2.3%

Return on Equity¹
%

19.3%

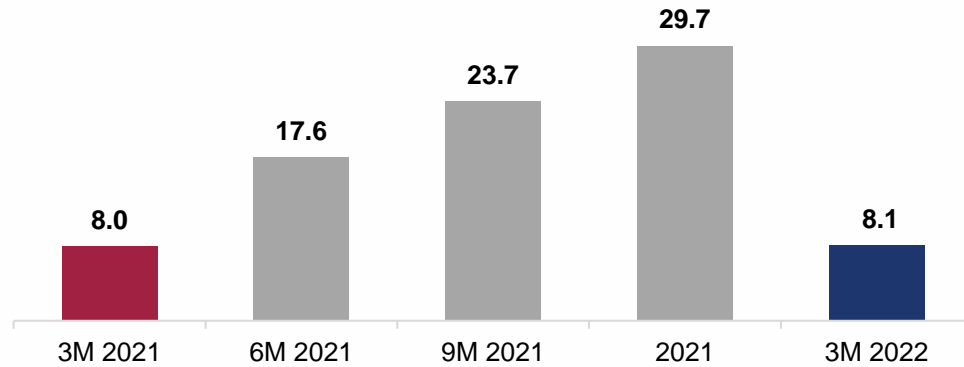
Net Profit to
Operating Income %

1.5%

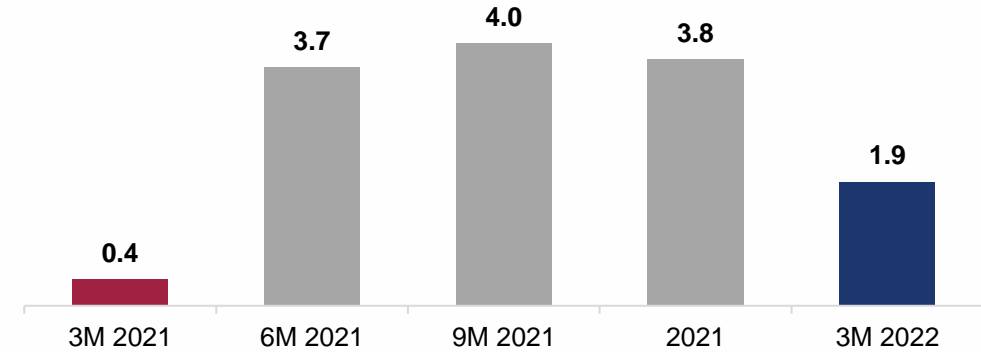
Return on Assets¹
%

Contributions for some of the key portfolio assets are consolidated in AIIG on a quarter-lag basis.

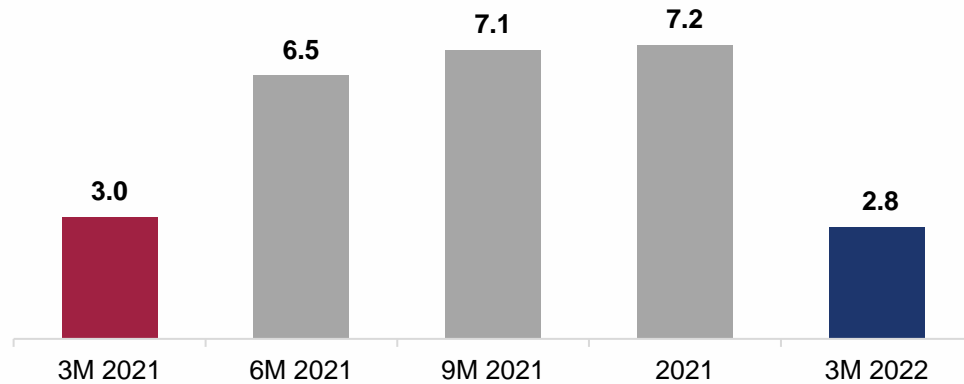
Income from Operating Activities



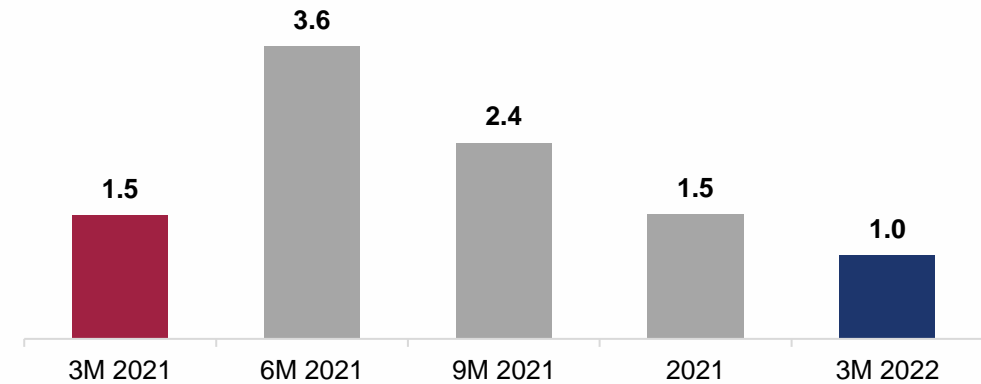
Net Income from Operating Activities



EBITDA

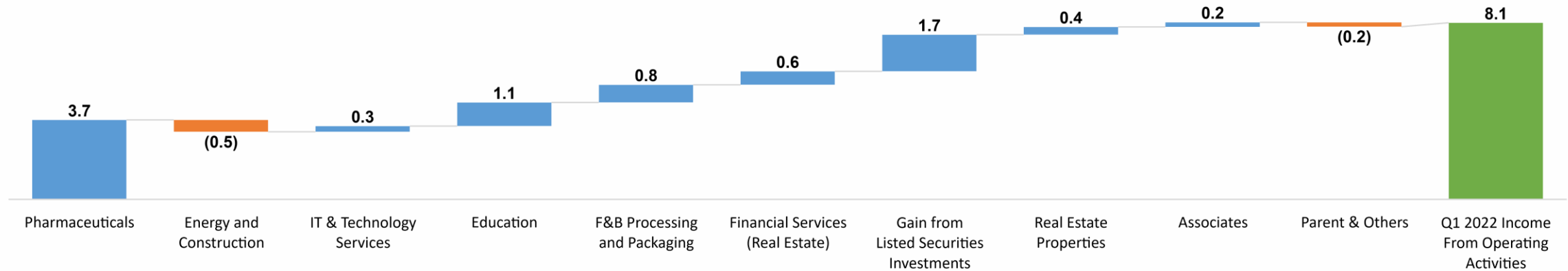


Parent Net Profit



Q1 2022 Operating Income Key Drivers

Q1 2022 Income from Operating Activities – KD 8.1 M



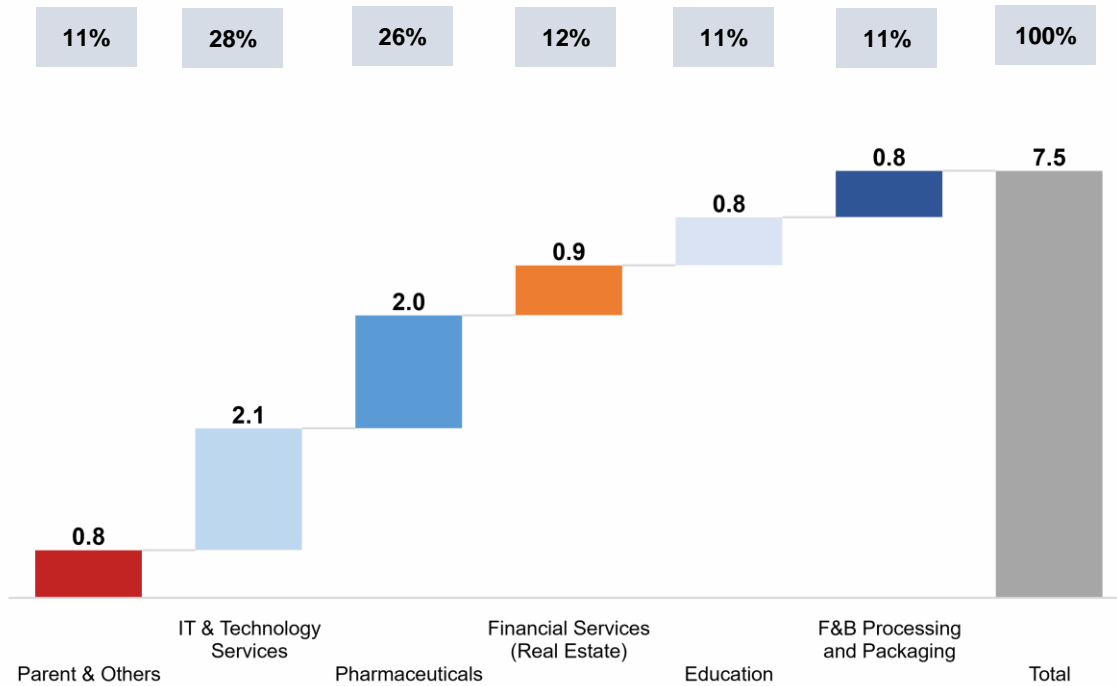
Performance Discussion

- Total Income from Operating Activities improved 1.1% y-o-y to KD 8.1 M in Q1 2022 from KD 8.0 M in Q1 2021.
- Net Income from Operating Activities jumped 369% y-o-y to KD 1.9 M in Q1 2022, compared to KD 0.4 M in Q1 2021.
- Net Profit from Continuing Operations reached KD 1.6 M in Q1 2022, compared to a loss of KD 0.7 M in Q1 2021.
- Net Profit attributable to Parent company reached KD 1.0 M in Q1 2022, compared to KD 1.5 M in Q1 2021.
- The Group has recognized dividend income amounting to KD 1.4 M in Q1 2022.
- During the period, the Board of directors has approved the distribution of cash dividends of 9% of the nominal value of the share by 9 fils per share for the year ended 31 December 2021.

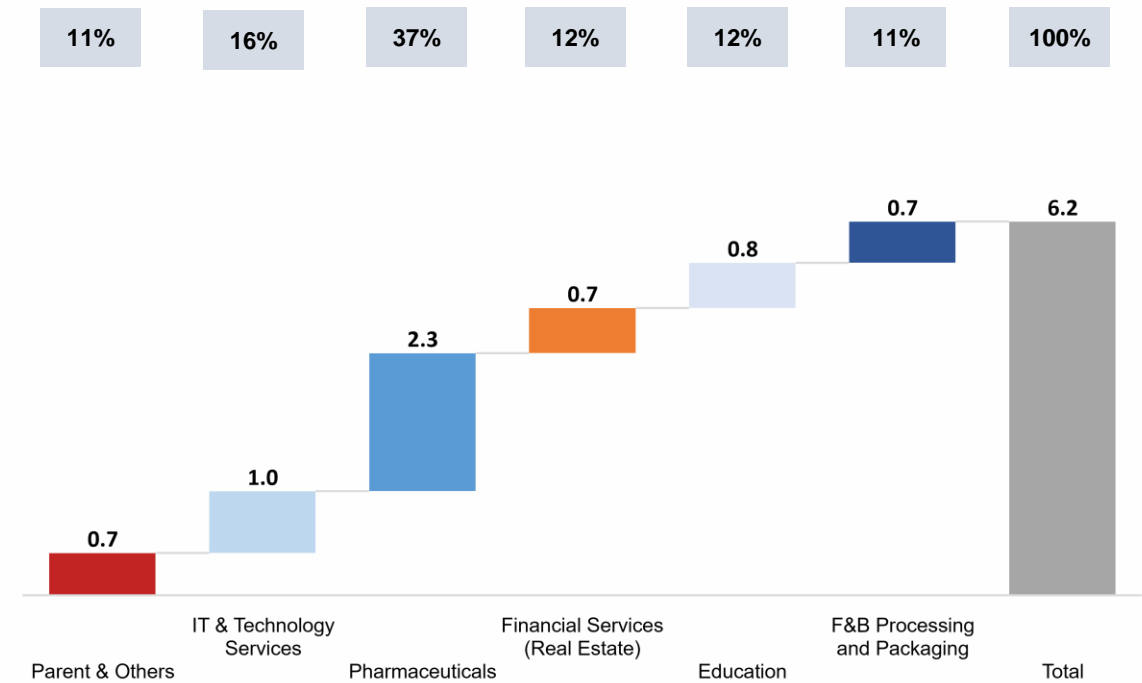
Q1 2022 Expenses from Operating Activities

Operating Expenses dropped by 18% y-o-y to KD 6.2 M in Q1 2022 mainly on lower expenses in the IT Solutions sector

Operating Expenses Q1 2021 KD 7.5 M



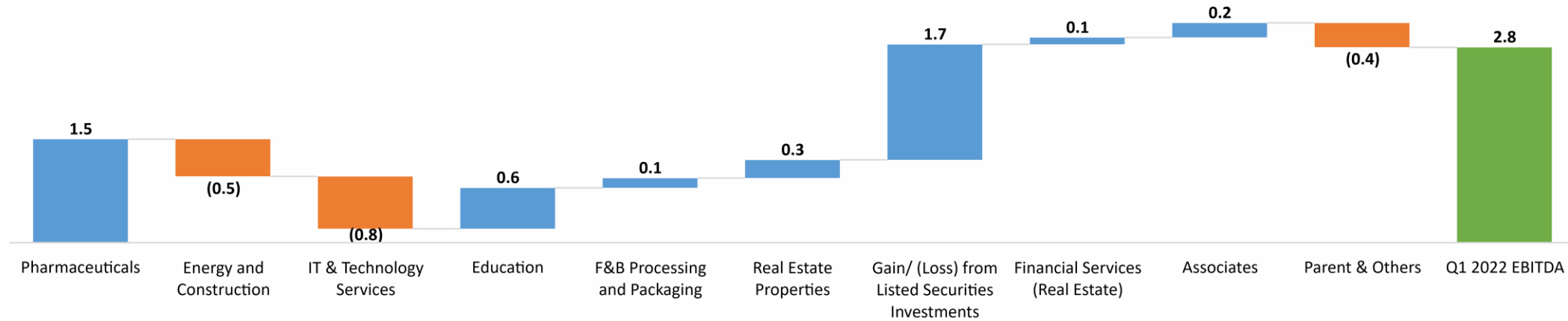
Operating Expenses Q1 2022 KD 6.2 M



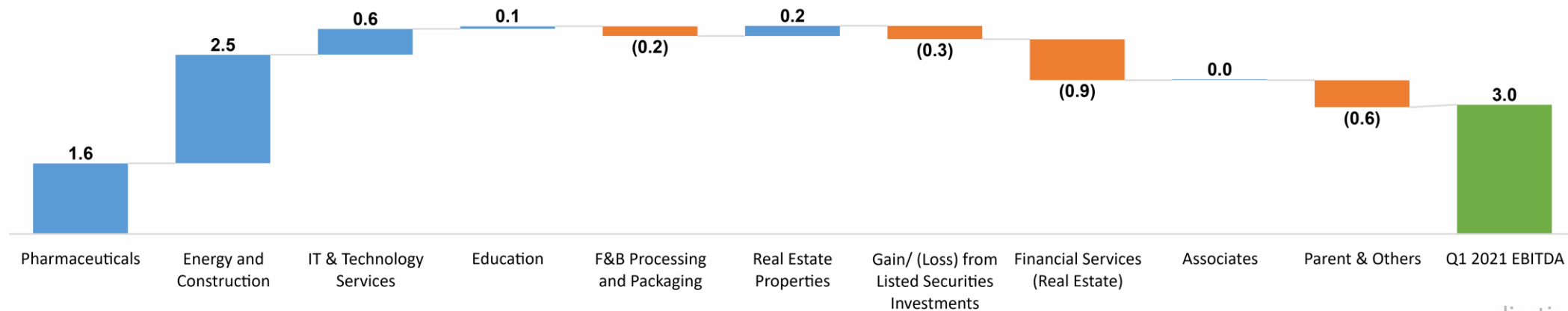
Q1 2022 EBITDA

EBITDA reached KD 2.8 M in Q1 2022 compared to KD 3.0 M in Q1 2021, slightly impacted by pre-operating expenses in the IT Solutions sector.

Q1 2022 EBITDA – KD 2.8 M

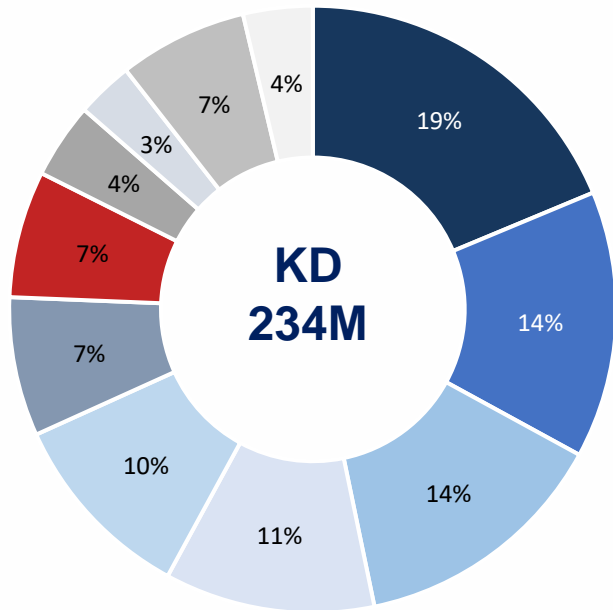


Q1 2021 EBITDA – KD 3.0 M



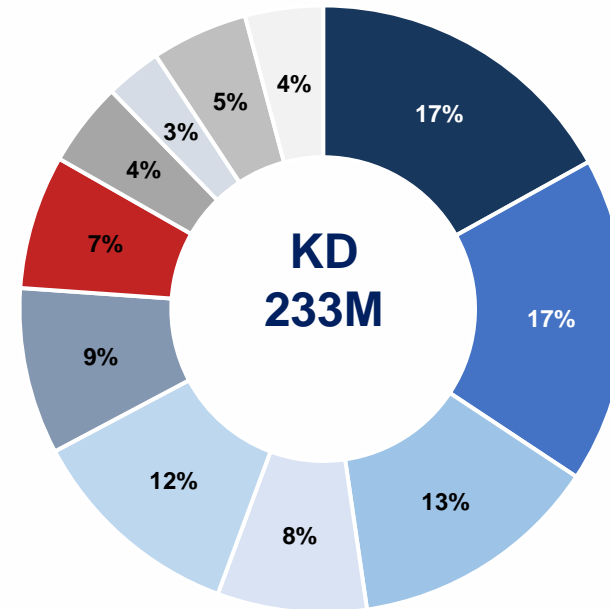
Balanced Portfolio with Sectorial Diversification

Portfolio NAV as on Mar-21



- IT & Technology Services
- Real Estate Properties
- Financial Services (Real Estate)
- Listed Securities Investments
- Pharmaceuticals
- Associates
- Energy and Construction
- Education
- F&B Processing and Packaging
- Parent & Others
- Cash & Equivalents

Portfolio NAV as on Mar-22



- IT & Technology Services
- Real Estate Properties
- Financial Services (Real Estate)
- Listed Securities Investments
- Pharmaceuticals
- Associates
- Energy and Construction
- Education
- F&B Processing and Packaging
- Parent & Others
- Cash & Equivalents

NAV remained flat in Q1 2022 at KD 233 M compared to KD 234 M in Q1 2021

1. Portfolio NAV is calculated based on a mix of carrying value and book value for listed subsidiaries and fair value for real estate properties

Key Commitments

Environment

Achieve business goals and continuity in a way that minimizes harmful effect on the environment

Society

Act ethically in accordance with Islamic and general laws & customs to ensure sustainable development of employees & society

Governance

Set transparent and clear policies to separate authority between the BOD and Executives, and facilitate decision-making

Key Initiatives

- Continue and enhance our program for **Recycling electronic and plastic waste** across the group
- Adopting a new **energy saving lighting system** in Al Dhow Tower (70% - 90% energy consumption savings)
- Backing the Kuwaiti **Autism Society**
- Backing the Kuwaiti **Heart Association**
- Sponsoring the National **Cancer Awareness Campaign** and carrying out **blood donation campaigns**
- Supporting **poverty eradication** through Zakat & Tatheer Initiatives
- Safe and secure **work environment**
- Conducting **motivational lectures** in creating a healthy work environment
- 2/7 **Board members are independent**
- Non-executive **audit committee members**
- Independent **Fatwa / Shari'a Board**
- 2/4 nomination & remuneration committee members are **non-executives**, & 1 member is **independent**
- Effective **fraud risk control policies**



Aligning **values & strategy** with **responsible & ethical** business practices.

2877 full-time employees

20 different nationalities

700 (24%) are women

Segment Reporting

(KD M)	Q1 22 End	
	Mar-22	Mar-21
IT & Technology Services	0.3	2.8
Financial Services (Real Estate)	0.6	(0.1)
Energy and Construction	(0.5)	0.1
Pharmaceuticals	3.7	3.5
Associates	0.2	0.1
F&B Processing and Packaging	0.8	0.6
Education	1.1	0.9
Gain (Loss) from Listed Securities Investment	1.7	(0.3)
Parent & Others	0.2	0.4
Income from Operating Activities	8.1	8.0
Operating Expenses	(6.2)	(7.6)
Net income from Operating Activities	1.9	0.4
Other Expenses and revenues	(0.3)	(1.1)
Discontinued Operation	0.0	2.4
Non-Controlling Interests	(0.5)	(0.1)
Net Profit Attributable to Parent Company	1.0	1.5

Income Statement

(KD M)	Q1 22 End	
	Mar-22	Mar-21
Gross Profit from Subsidiaries	6.7	8.4
Net investment profit (loss)	2.0	(0.1)
Changes in FV of investment properties	0.1	(0.0)
Selling investment properties	0.1	0.0
Rental Income	0.5	0.6
Associate	(0.3)	0.1
Impairment loss and other net provisions	(1.0)	(1.0)
Income from Operating Activities	8.1	8.0
General and administrative expenses	(4.7)	(5.6)
Selling and marketing expenses	(1.5)	(1.6)
Other Operating expenses	0.0	(0.4)
Net Income from Operating Activities	1.9	0.4
Depreciation and amortization	(0.4)	(0.4)
Finance charges	(0.7)	(1.0)
Other Income	0.8	0.2
Profit (Loss) from Operations	1.6	(0.7)
Profit from Discontinued Operations	0.0	2.4
Tax	(0.0)	(0.0)
Profit for the Period	1.6	1.6
Net Profit Attributable to Parent Company	1.0	1.5
Net Profit (Loss) Attributable to Non-Controlling interests	(0.5)	(0.1)
Basic and Diluted EPS to Parent (fils)	1.0	1.5

Balance Sheet

(KD M)	Mar-22	Mar-21
Cash and Cash Equivalents and Term Deposits	23.8	24.8
Financial Assets at Fair Value through Profit or Loss	29.7	36.7
Accounts Receivable	35.1	43.1
Other Assets	7.8	10.0
Properties under Development	1.3	1.3
Financial Assets at Fair Value through Other Comprehensive Income (OCI)	19.5	15.4
Investment in Associates	37.9	34.2
Investment Properties	35.7	45.7
Property, Plant and Equipment	23.7	23.3
Intangible Assets	58.5	58.8
Wakala Investments	10.3	0.0
Total Assets	283.3	293.5
Bank Facilities	8.5	7.1
Accounts Payable and Other Credit Balances	37.5	33.4
Finance Lease Obligation	0.9	1.4
Murabaha and Wakala Payable	30.8	39.3
Provision for End of Service Indemnity	5.5	4.7
Total Liabilities	83.2	85.9
Shareholder's Equity	176.1	183.8
Non-Controlling Interests	24.0	23.8
Total Equity	200.1	207.6
Total Liabilities and Equity	283.3	293.5
Book Value Per Share (fils)	195	200

Capital Structure

(KD M)	Mar-22	Mar-21
Short Term Debt	19.6	21.2
Long Term Debt ¹	20.7	26.6
Total Debt	40.2	47.8
Total Equity	200.1	207.6
Total Debt / Equity	0.20x	0.23x



AL IMTIAZ INVESTMENT GROUP K.S.C. (PUBLIC)
Al Dhow Tower, Khaled Bin Al Waleed St., Sharq
P.O.Box: 29050, Safat, 13151, Kuwait
Website: www.alimtiiaz.com

Investor Relations

AL IMTIAZ INVESTMENT GROUP K.S.C. (PUBLIC)
IR@alimtiiaz.com
+965 182 2282