

السادة/ شركة بورصة الكويت
دولة الكويت

المحترمين،،،

السلام عليكم ورحمة الله وبركاته،،،

الموضوع : مؤتمر المحللين للربع الثاني من العام 2022

بالإشارة إلى الموضوع أعلاه، وحرصاً من شركة مجموعة الامتياز الاستثمارية على الإلتزام بمتطلبات المادة 8-4-2 من كتاب قواعد البورصة والمتعلقة بالالتزامات المستمرة المطلوبة من الشركات المدرجة المصنفة ضمن شريحة السوق الاول والتي تم تصنيف شركة مجموعة الامتياز الاستثمارية ضمنها.

يرجى العلم بأن مؤتمر المحللين للربع الثاني من العام 2022 قد انعقد في تمام الساعة 01:30 (وفق التوقيت المحلي) من بعد ظهر يوم الأربعاء الموافق 2022/08/03 عن طريق بث مباشر على شبكة الإنترنت، ولم يتم الإفصاح عن أي معلومات جوهرية خلال المؤتمر. نرفق لكم العرض التقديمي لمؤتمر المحللين، وسوف تقوم شركة مجموعة الامتياز الاستثمارية بالإفصاح عن محضر المؤتمر خلال ثلاثة أيام عمل من تاريخ المؤتمر.

وتفضلوا بقبول فائق الاحترام والتقدير ،،،

الحرفي

نواف حسين معرفي
الرئيس التنفيذي للمجموعة
عضو مجلس الإدارة

الإمتياز
ALIMTIAZ
GROUP



Date: 03/08/2022
Ref: 2022/CAD/BK/135

**Boursa Kuwait Company
Kuwait**

Subject: Analysts' Conference for Q2-2022

With reference to the above subject, and in the interest of Al-Imtiaz Investment Group Company to adhere to the requirements of Article 8-4-2 of the Boursa Kuwait Rules Book related to the ongoing obligations required of listed companies classified within the premier market segment and in which Al-Imtiaz Investment Group Company has been classified.

Kindly be informed that, the Analysts' Conference for the second quarter of the year 2022 was held at 01:30 pm (local time) on Wednesday 03/08/2022 via a live webcast, there was no material information disclosed during the conference.

Attached is the Analysts' Conference Presentation, Al-Imtiaz Investment Group Company shall disclose the conference minutes within three working days post the date of the conference.

Sincerely,

**Nawaf H Marafi
Group Chief Executive Officer
Board Member**





PASSION FOR EXCELLENCE
DRIVING GROWTH



Earnings
Presentation H1 2022

Disclaimer



This document has been prepared and issued by Al Imtiaj Investment Group Company, K.S.C. ("AIIG"), a public company listed on Boursa Kuwait, which is regulated by Kuwait Capital Markets Authority, Central Bank of Kuwait, and Kuwait Ministry of Commerce and Industry.

The purpose of this document is to provide information solely to the addressee. This document is published for informational and promotional purposes only and it is not an invitation for investment of any kind. The information in this document does not constitute tax advice. Nothing contained in this document should be relied upon as a promise or representation towards future results or events. For the avoidance of doubt, past performance is not a reliable indicator of future performance. The recipient of this document agrees to always keep confidential the information contained herein or made available in connection with it or any further elaboration.

This document is intended for distribution only to a Professional Client and must not, therefore, be delivered to, or relied on by, a Retail Client. The information in this document does not purport to be comprehensive. While this information has been prepared in good faith, no representation or warranty, express or implied, is or will be made. AIIG (or any of its officers, employees, or agents) shall not be liable to the recipient, or any third party, for the inaccuracy or incompleteness of the information in this document or any other written or oral information provided, or for honest and reasonable mistakes.

AIIG gives no undertaking to provide the recipient with access to any additional information or to update this document or any additional information or to correct any inaccuracies in it, which may become apparent.

This document cannot be quoted or reproduced without the prior written consent of AIIG. This document is owned by AIIG and is privileged and proprietary and is subject to copyrights.

Parties interested in receiving further information on AIIG, please contact +965 1822 282 or e-mail IR@alimtiaj.com

H1 2022 Key Financial Highlights



Al Intiaz portfolio demonstrated resilience in H1 2022, delivering EBITDA of KD 3.5 Mn despite major headwinds in global markets

Key Financial Metrics

Key Financial Ratios

KD 13.9

Income from
Operating Activities
(Mn)

KD 3.5

EBITDA
(Mn)

KD 0.4

Parent Net Profit
(Mn)

0.34 fils

Earnings Per
Share

(21.2%)

Income from Operating
Activities Growth % (Y-
o-Y)

0.4%

Return on Equity¹
%

KD 274.7

Total Assets
(Mn)

KD 75.0

Total Liabilities
(Mn)

KD 175.7

Parent Equity
(Mn)

171 fils

Parent Book
Value Per Share

9.4%

Net Profit to
Operating Income %

0.3%

Return on Assets¹
%

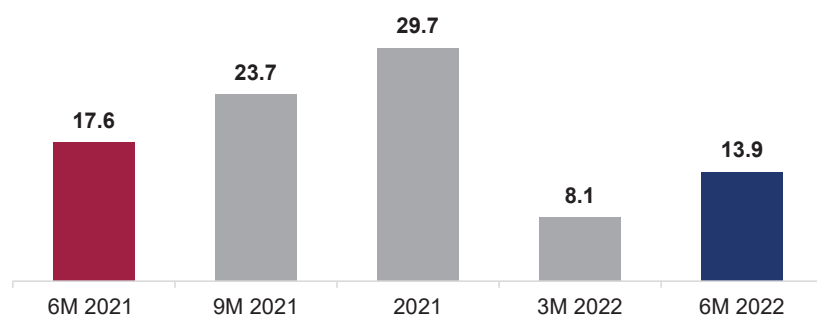
Contributions for some of the key portfolio assets are consolidated in AIIG on a quarter-lag basis.

www.alimtiaj.com

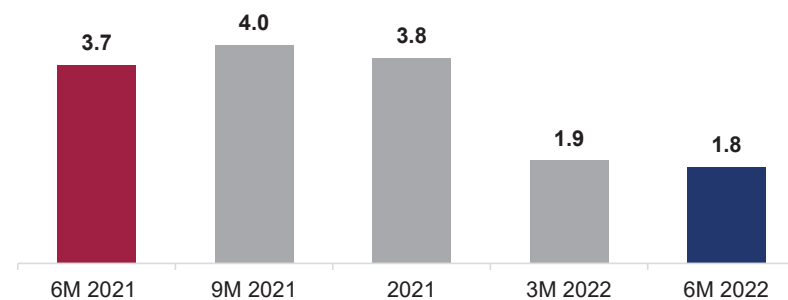
1. Annualized

H1 2022 Financial Performance

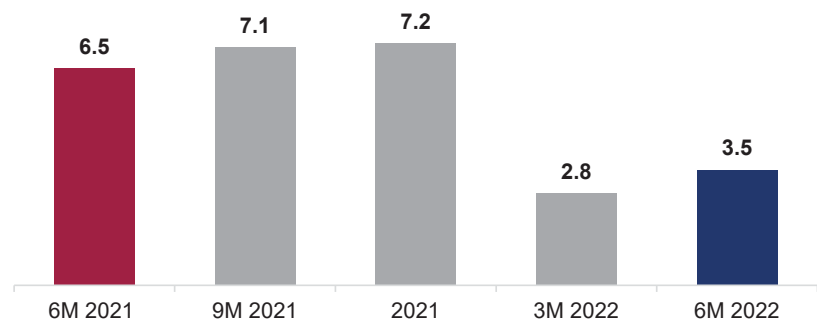
Income from Operating Activities



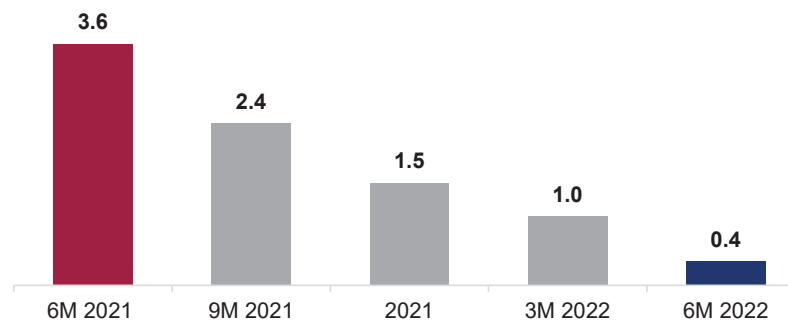
Net Income from Operating Activities



EBITDA

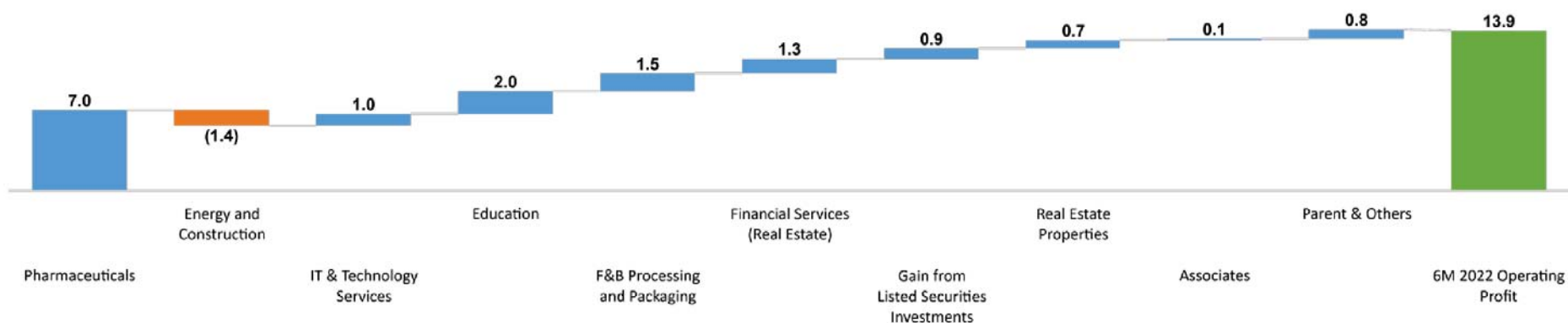


Parent Net Profit



H1 2022 Operating Income Key Drivers

H1 2022 Income from Operating Activities – KD 13.9 Mn



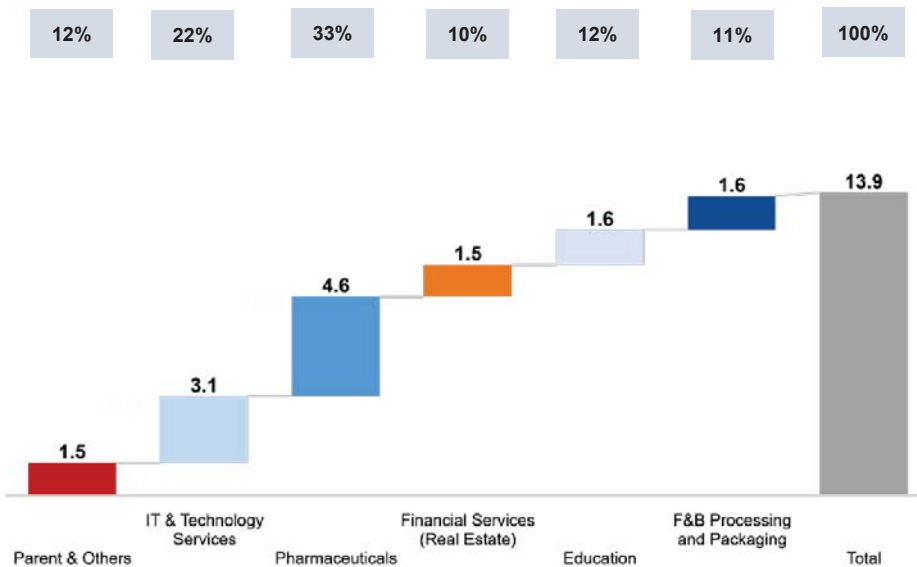
Performance Discussion

- Total Income from Operating Activities reached KD 13.9 Mn in H1 2022, compared to KD 17.6 Mn in H1 2021, impacted by losses from associates and investments in Q2 2022.
- Net Income from Operating Activities arrived at KD 1.8 Mn in H1 2022, compared to KD 3.7 Mn in H1 2021.
- Net Profit from Continuing Operations reached KD 1.3 Mn in H1 2022, compared to KD 1.7 Mn in H1 2021.
- Net Profit attributable to Parent company reached KD 0.4 Mn in H1 2022, compared to KD 3.6 Mn in H1 2021 which included a gain on the sale of discontinued operations amounting to KD 2.4 Mn.
- The Group recognized dividend income of KD 2.0 Mn in H1 2022.

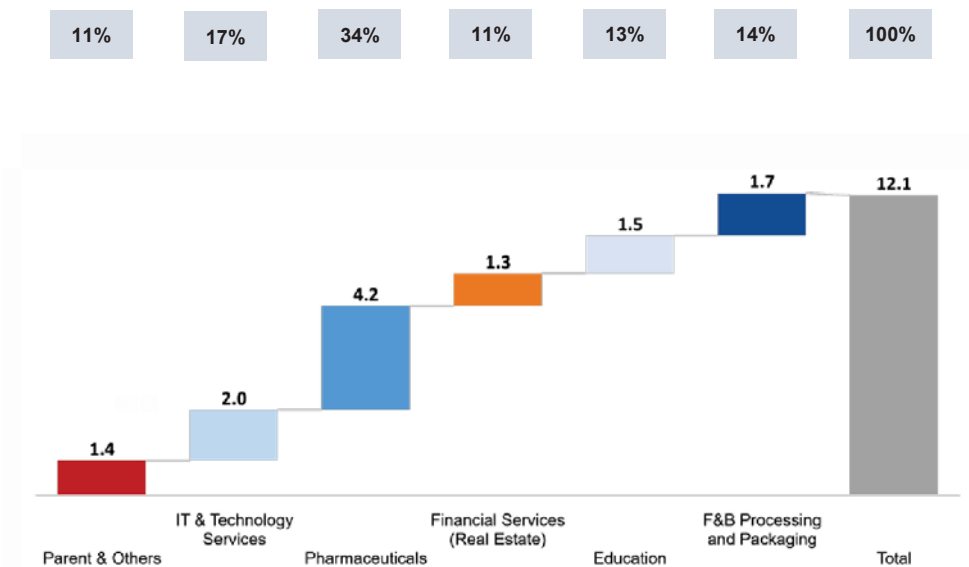
H1 2022 Expenses from Operating Activities

Operating Expenses dropped by 13% y-o-y to KD 12.1 Mn in H1 2022 mainly on lower expenses in the IT Solutions sector

Operating Expenses H1 2021 KD 13.9 Mn



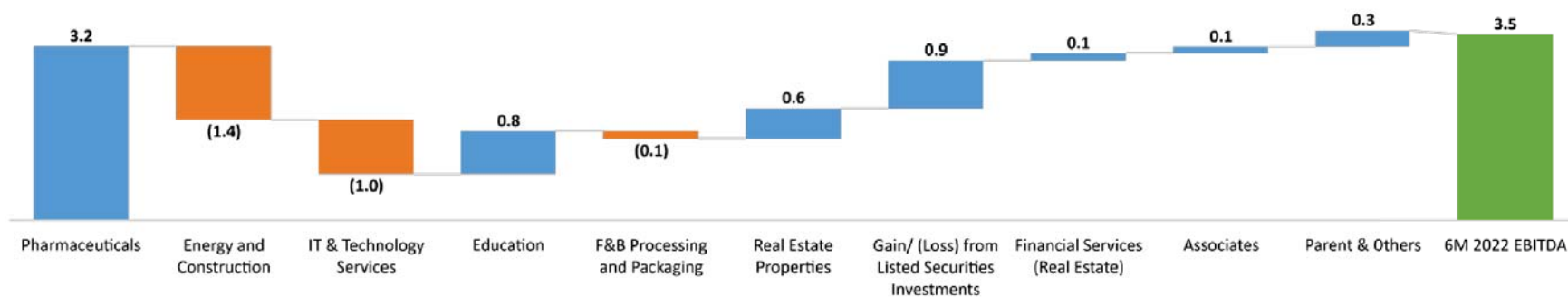
Operating Expenses H1 2022 KD 12.1 Mn



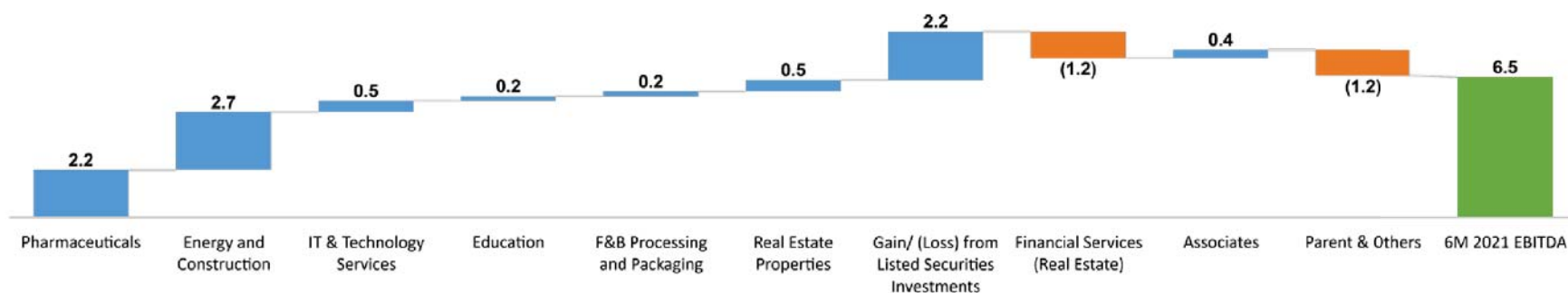
H1 2022 EBITDA

EBITDA reached KD 3.5 Mn in H1 2022 compared to KD 6.5 Mn in H1 2021*, impacted by losses in the IT Solutions and Energy & Construction sectors.

H1 2022 EBITDA – KD 3.5 Mn



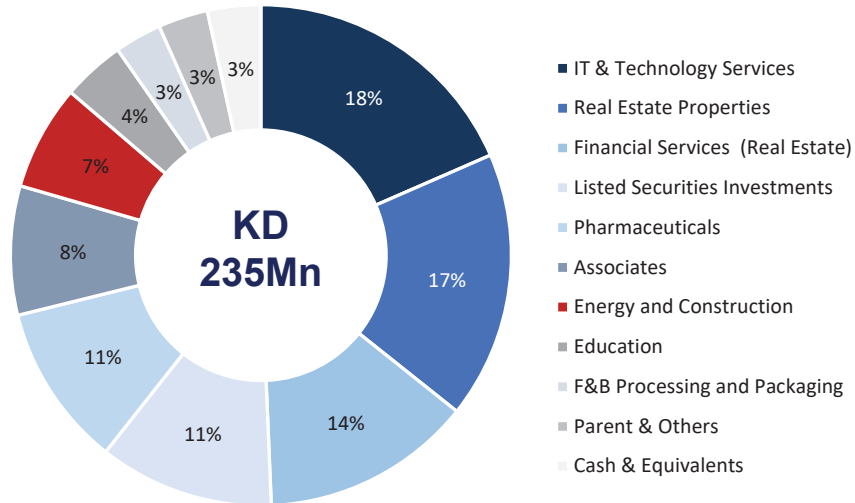
H1 2021 EBITDA – KD 6.5 Mn



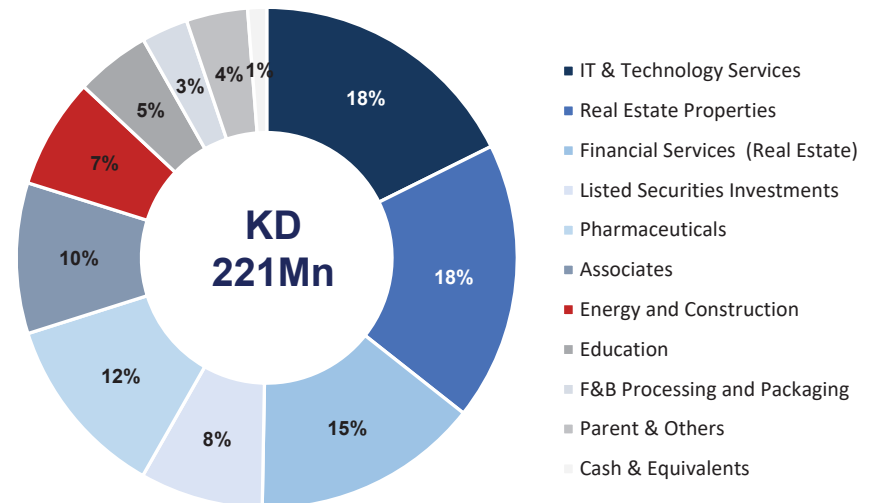
* H1 2021 EBITDA included KD 2.4 Mn gain from the sale of HOTECC

Balanced Portfolio with Sectorial Diversification

Portfolio NAV as on Jun-21



Portfolio NAV as on Jun-22



NAV dropped 6% y-o-y in H1 2022 to KD 221 Mn compared to KD 235 Mn in H1 2021

1. Portfolio NAV is calculated based on a mix of carrying value and book value for listed subsidiaries and fair value for real estate properties

Key Sustainability Achievements

Key Commitments

Environment

Achieve business goals and continuity in a way that minimizes harmful effect on the environment

Society

Act ethically in accordance with Islamic and general laws & customs to ensure sustainable development of employees & society

Governance

Set transparent and clear policies to separate authority between the BOD and Executives, and facilitate decision-making

Key Initiatives

- Continue and enhance our program for **Recycling electronic and plastic waste** across the group
- Adopting a new **energy saving lighting system** in Al Dhow Tower (70% - 90% energy consumption savings)
- Backing the Kuwaiti **Autism Society**
- Backing the Kuwaiti **Heart Association**
- Sponsoring the National **Cancer Awareness Campaign** and carrying out **blood donation campaigns**
- Supporting **poverty eradication** through Zakat & Tatheer Initiatives
- Safe and secure **work environment**
- Conducting **motivational lectures** in creating a healthy work environment
- 2/7 **Board members are independent**
- Non-executive **audit committee members**
- Independent **Fatwa / Shari'a Board**
- 2/4 nomination & remuneration committee members are **non-executives**, & 1 member is **independent**
- Effective **fraud risk control policies**



Aligning **values & strategy** with **responsible & ethical** business practices.

2892 full-time employees

20 different nationalities

702 (24%) are females

Profit and Loss

Segment Reporting

(KD Mn)	Q2 22 End	
	Jun-22	Jun-21
IT & Technology Services	1.0	3.6
Financial Services (Real Estate)	1.3	0.2
Energy and Construction	(1.4)	0.3
Pharmaceuticals	7.0	6.5
Associates	0.1	0.4
F&B Processing and Packaging	1.5	1.7
Education	2.0	1.8
Gain (Loss) from Listed Securities Investment	0.9	2.2
Parent & Others	0.8	0.2
Real Estate Properties	0.7	0.7
Income from Operating Activities	13.9	17.6
Operating Expenses	(12.1)	(13.9)
Net income from Operating Activities	1.8	3.7
Other Expenses and revenues	(0.4)	(2.2)
Discontinued Operation	0.0	2.4
Non-Controlling Interests	(1.0)	(0.3)
Net Profit Attributable to Parent Company	0.4	3.6

Income Statement

(KD Mn)	Q2 22 End	
	Jun-22	Jun-21
Gross Profit from Subsidiaries	12.8	14.6
Net investment profit (loss)	1.6	2.5
Changes in FV of investment properties	0.1	(0)
Rental Income	1.1	1.3
Associate	(1.2)	0.3
Impairment loss and other net provisions	(1.4)	(1.3)
Other Operating income	0.9	0.2
Income from Operating Activities	13.9	17.6
General and administrative expenses	(8.6)	(10.4)
Selling and marketing expenses	(3.5)	(3.1)
Other Operating expenses	0.0	(0.4)
Net Income from Operating Activities	1.8	3.7
Depreciation and amortization	(0.9)	(0.8)
Finance charges	(1.2)	(1.6)
Other Income	1.6	0.4
Profit (Loss) from Operations	1.3	1.7
Profit from Discontinued Operations	0.0	2.4
Tax	0.0	(0.2)
Profit for the Period	1.3	3.9
Net Profit Attributable to Parent Company	0.4	3.6
Net Profit Attributable to Non-Controlling interests	1.0	0.3
Basic and Diluted EPS to Parent (fils)	0.34	3.48

Balance Sheet

Balance Sheet

(KD Mn)	Jun-22	Jun-21
Cash and Cash Equivalents and Term Deposits	15.5	20.2
Financial Assets at Fair Value through Profit or Loss	30.0	36.4
Accounts Receivable	36.7	43.9
Other Assets	7.4	10.3
Wakala Investments	10.6	0.0
Properties under Development	1.3	1.3
Financial Assets at Fair Value through Other Comprehensive Income (OCI)	20.1	15.5
Investment in Associates	37.9	36.6
Investment Properties	34.1	45.7
Property, Plant and Equipment	22.7	23.1
Intangible Assets	58.4	58.7
Total Assets	274.7	291.7
Bank Facilities	8.1	7.2
Accounts Payable and Other Credit Balances	31.2	30.4
Finance Lease Obligation	0.8	1.3
Murabaha and Wakala Payable	29.4	38.5
Provision for End of Service Indemnity	5.5	5.6
Total Liabilities	75.0	83.0
Shareholder's Equity	175.7	185.8
Non-Controlling Interests	24.0	22.9
Total Equity	199.7	208.7
Total Liabilities and Equity	274.7	291.7
Book Value Per Share (fils)	171	179

Capital Structure

(KD Mn)	Jun-22	Jun-21
Short Term Debt	18.0	20.6
Long Term Debt ¹	20.3	26.3
Total Debt	38.3	46.9
Total Equity	199.6	208.6
Total Debt / Equity	0.19x	0.22x



AL IMTIAZ INVESTMENT GROUP K.S.C. (PUBLIC)
Al Dhow Tower, Khaled Bin Al Waleed St., Sharq
P.O.Box: 29050, Safat, 13151, Kuwait
Website: www.alimtiaz.com

Investor Relations

AL IMTIAZ INVESTMENT GROUP K.S.C. (PUBLIC)
IR@alimtiaz.com
+965 182 2282